

Humboldt-Universität zu Berlin and the Collaborative
Research Center 649: “Economic Risk”

Financial and Economic Data Center (FEDC) of the SFB 649

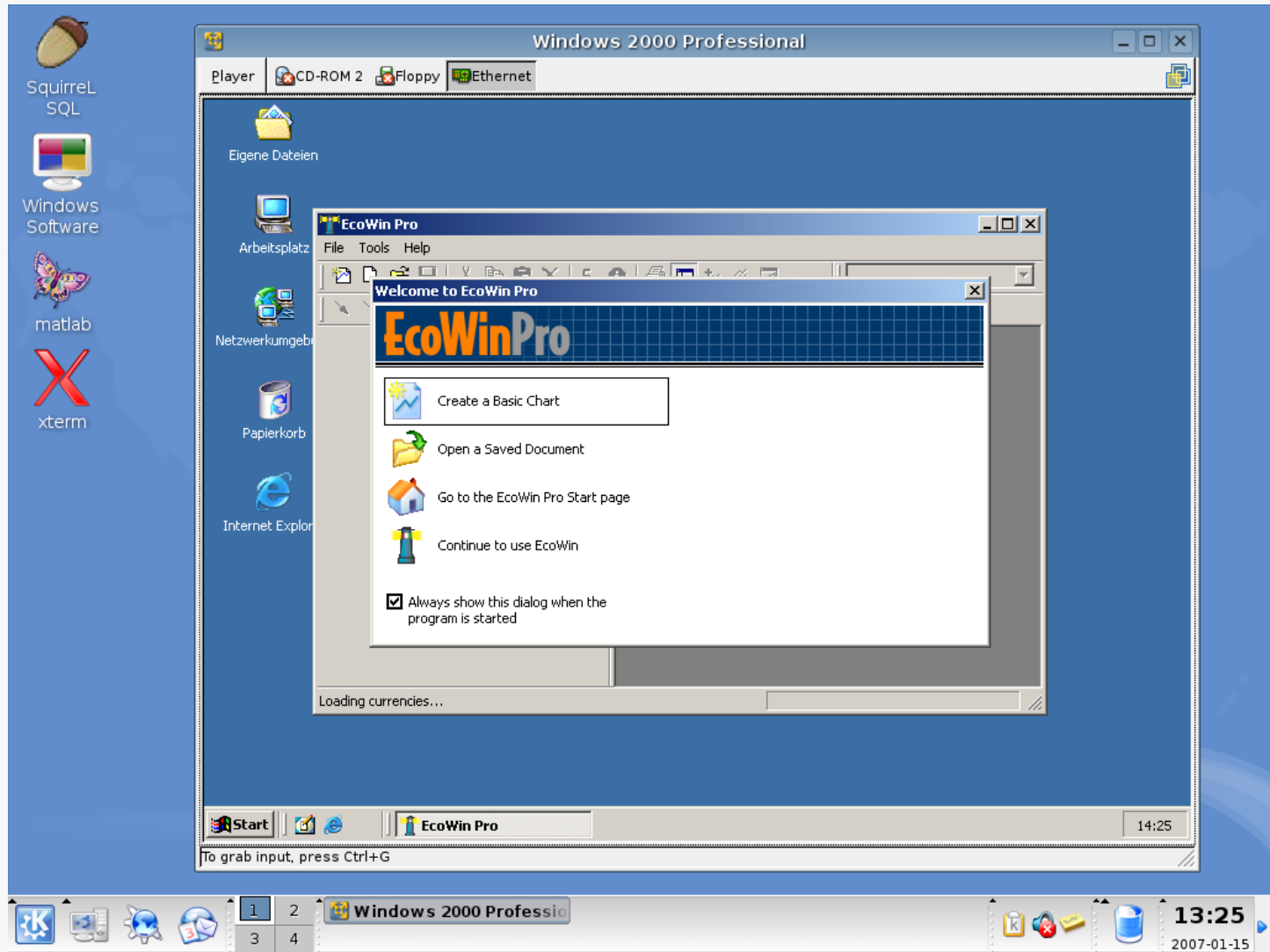
A Short Introduction to FEDC Databases

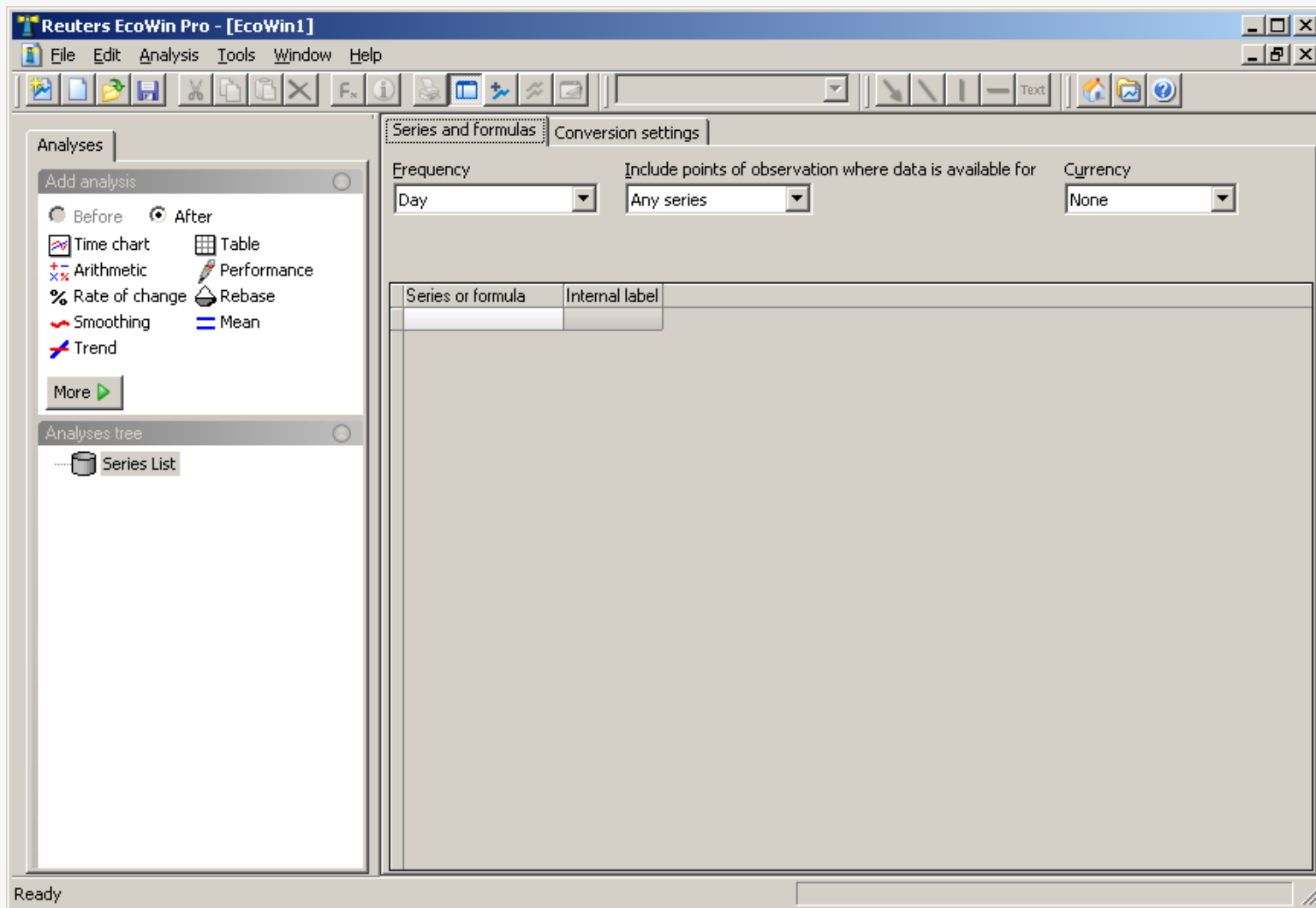
Database Overview

2

- EcoWin
 - Datasream
 - Worldscope Fundamental
 - S &P Compustat North America & Global
 - S &P ExecuComp
 - CRSP Stocks and Indices
 - Creditreform
 - Eurex - German Stock Exchange
 - Option Metrics Ivy DB
 - IALS (International Adult Literacy Survey)
-

- Supplier of large variety of datasets
- Focus on economic and financial data
- Number of series: 160,000+
- Number of countries: 100+
- Number of regions: 35+
- Number of sources: 700+





Select Series

Database: EcoWin Database

Tree View | Text Search

Sources: EcoWin, Bureau of Labor Statistics, Bank of England, Bundesbank

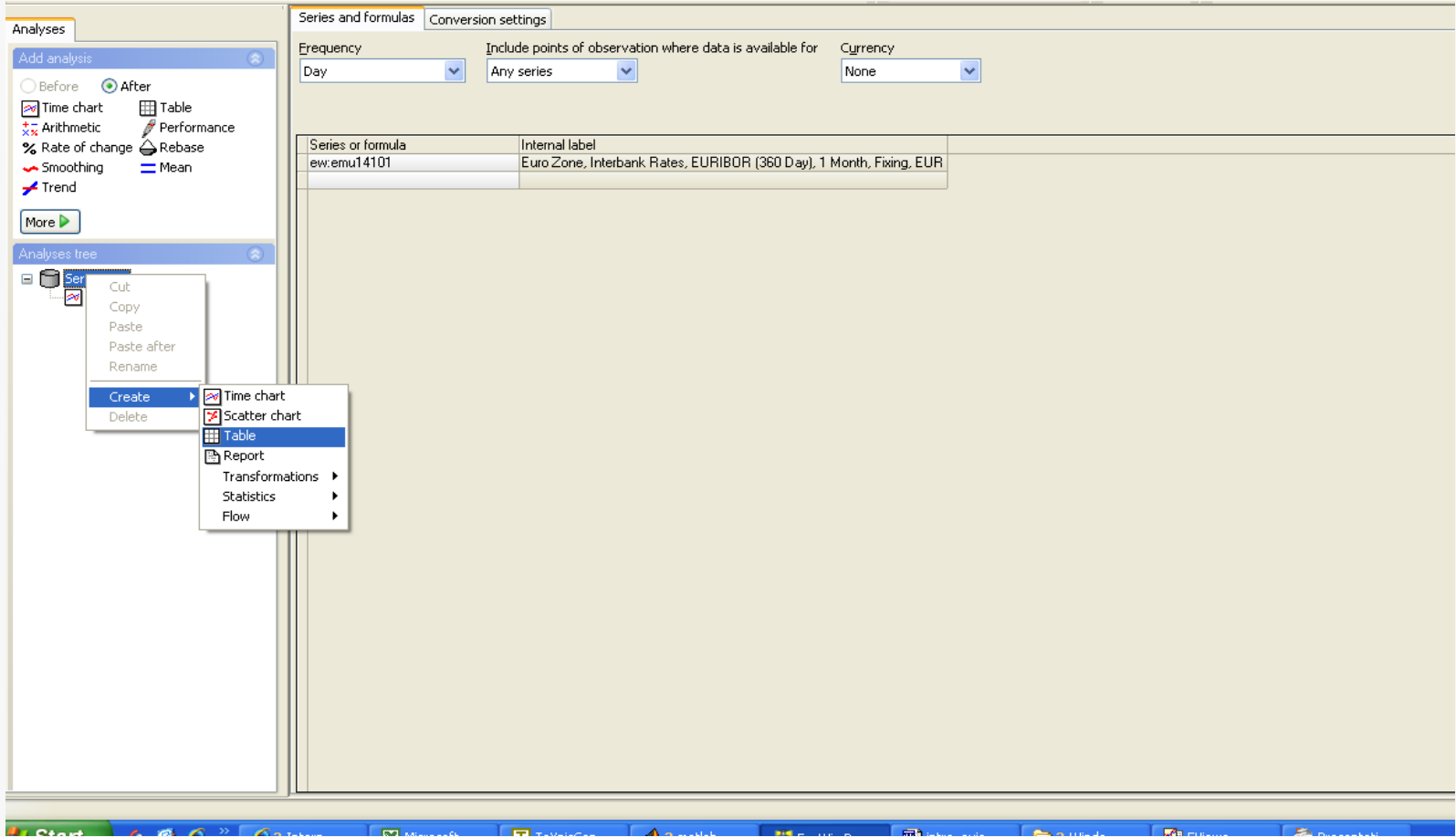
Frequency: *

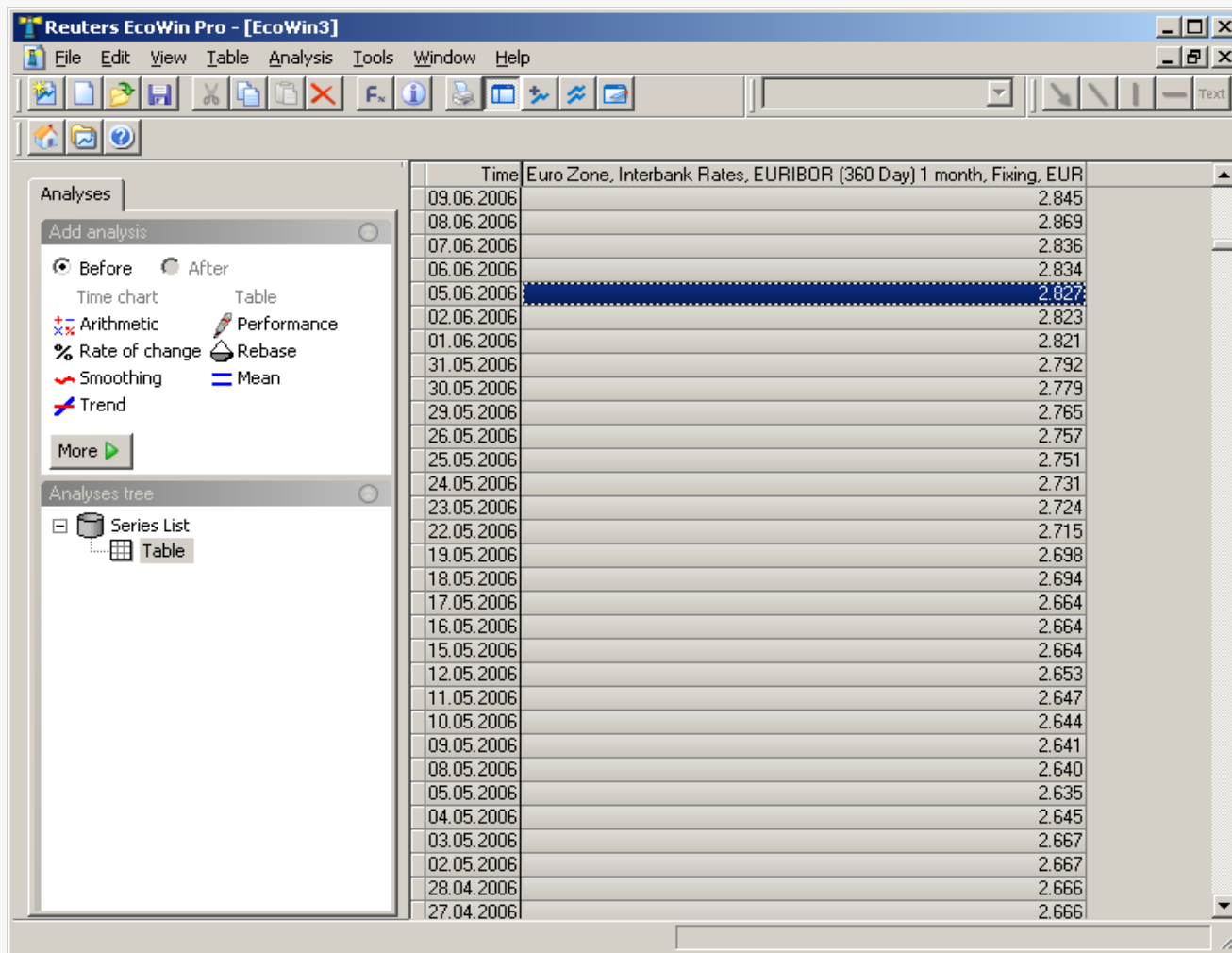
Search Text: euribor

Search

Title	Frequency	Start-Date	Id
Belgium, Interbank Rates, EURIBOR 4 Month, Fixing, EUR	Day	1995-11-24	ew.bel36004
Belgium, Interbank Rates, EURIBOR 5 Month, Fixing, EUR	Day	1995-11-24	ew.bel36005
Belgium, Interbank Rates, EURIBOR 6 Month, Fixing, EUR	Day	1989-10-16	ew.bel36006
Belgium, Interbank Rates, EURIBOR 7 Month, Fixing, EUR	Day	1995-11-24	ew.bel36007
Belgium, Interbank Rates, EURIBOR 8 Month, Fixing, EUR	Day	1995-11-24	ew.bel36008
Belgium, Interbank Rates, EURIBOR 9 Month, Fixing, EUR	Day	1995-11-24	ew.bel36009
Belgium, Interbank Rates, EURIBOR T/N, Fixing, EUR	Day	1995-11-24	ew.bel36000
Euro Zone, Deposit Rate Futures, 3 month EURIBOR 1-Pos (EUREX), Close, EUR	Day	1990-02-20	ew.emu14180
Euro Zone, Deposit Rate Futures, 3 month EURIBOR 10-Pos (EUREX), Close, EUR	Day	1998-09-22	ew.emu14295
Euro Zone, Deposit Rate Futures, 3 month EURIBOR 11-Pos (EUREX), Close, EUR	Day	1998-12-22	ew.emu14315
Euro Zone, Deposit Rate Futures, 3 month EURIBOR 12-Pos (EUREX), Close, EUR	Day	1998-12-22	ew.emu14320
Euro Zone, Deposit Rate Futures, 3 month EURIBOR 1Q-Pos (LIFFE), Close, EUR	Day	1989-10-26	ew.emu14240
Euro Zone, Deposit Rate Futures, 3 month EURIBOR 1Q-Pos (LIFFE), High, EUR	Day	1989-10-26	ew.emu14241
Euro Zone, Deposit Rate Futures, 3 month EURIBOR 1Q-Pos (LIFFE), Low, EUR	Day	1989-10-26	ew.emu14242
Euro Zone, Deposit Rate Futures, 3 month EURIBOR 2-Pos (EUREX), Close, EUR	Day	1998-09-18	ew.emu14185
Euro Zone, Deposit Rate Futures, 3 month EURIBOR 2Q-Pos (LIFFE), Close, EUR	Day	1989-10-26	ew.emu14245
Euro Zone, Deposit Rate Futures, 3 month EURIBOR 2Q-Pos (LIFFE), High, EUR	Day	1989-10-26	ew.emu14246
Euro Zone, Deposit Rate Futures, 3 month EURIBOR 2Q-Pos (LIFFE), Low, EUR	Day	1989-10-26	ew.emu14247
Euro Zone, Deposit Rate Futures, 3 month EURIBOR 3-Pos (EUREX), Close, EUR	Day	1998-09-18	ew.emu14190
Euro Zone, Deposit Rate Futures, 3 month EURIBOR 3Q-Pos (LIFFE), Close, EUR	Day	1989-12-18	ew.emu14250
Euro Zone, Deposit Rate Futures, 3 month EURIBOR 3Q-Pos (LIFFE), High, EUR	Day	1989-12-18	ew.emu14251
Euro Zone, Deposit Rate Futures, 3 month EURIBOR 3Q-Pos (LIFFE), Low, EUR	Day	1989-12-18	ew.emu14252

OK | Cancel | Info





- Export to E views or Excel via copy & paste

The screenshot displays the EcoWin software interface. On the left, there is an 'Analyses' panel with options for 'Before' and 'After' analysis, and various analysis types like Arithmetic, Performance, Rate of change, Rebase, Smoothing, Mean, and Trend. Below this is an 'Analyses tree' showing a 'Series List' and 'Time chart' options. The main area shows a data table with the following columns: 'Time' and 'Euro Zone, Interbank Rates, EURIBOR (360 Day), 1 Month, Fixing, EUR'. The data rows range from 11.05.2006 to 28.06.2006, with values ranging from 2,647 to 2,908. A context menu is open over the data, showing options like 'Copy', 'Select All', 'Copy Special...', 'Display Range...', 'Show analysis in title', 'Show scaling text in title', 'Show unit in title', 'Reverse table', 'Fit Width', and 'Properties'.

Time	Euro Zone, Interbank Rates, EURIBOR (360 Day), 1 Month, Fixing, EUR
11.05.2006	2,647
12.05.2006	2,653
15.05.2006	2,664
16.05.2006	2,664
17.05.2006	2,664
18.05.2006	2,694
19.05.2006	2,698
22.05.2006	2,715
23.05.2006	2,724
24.05.2006	2,731
25.05.2006	
26.05.2006	
29.05.2006	
30.05.2006	
31.05.2006	
01.06.2006	
02.06.2006	
05.06.2006	
06.06.2006	
07.06.2006	
08.06.2006	
09.06.2006	
12.06.2006	
13.06.2006	
14.06.2006	2,874
15.06.2006	2,876
16.06.2006	2,876
19.06.2006	2,876
20.06.2006	2,881
21.06.2006	2,884
22.06.2006	2,885
23.06.2006	2,886
26.06.2006	2,887
27.06.2006	2,901
28.06.2006	2,908

In Views

10

- File ► New ► New Workfile ► Choose frequency ► Set Start / End date (e.g. 2007:01) ► OK
- Objects ► New Object ► Series ► Enter name for object ► double click on new variable ► Edit +/- ► paste data from Ecwin